


# PPM 600X

## 750/900/1200 ML CARTRIDGE DISPENSER

Epoxy coated steel frame  
for efficient dispensing



Epoxy coated aluminum handle  
ergonomically design for comfort

Minimum trigger pressure  
for effortless use

Model shown: PPM 600X 900 mL

### FEATURES

- High quality cast aluminum handle
- Epoxy coated steel frame support
- Sintered alloy catch plate
- Customization possible

### BENEFITS

- For day long comfortable use
- For efficient dispensing
- Wear compensation device (WCD)
- Customization possible

### APPLICATIONS



### PRODUCT BY RANGE

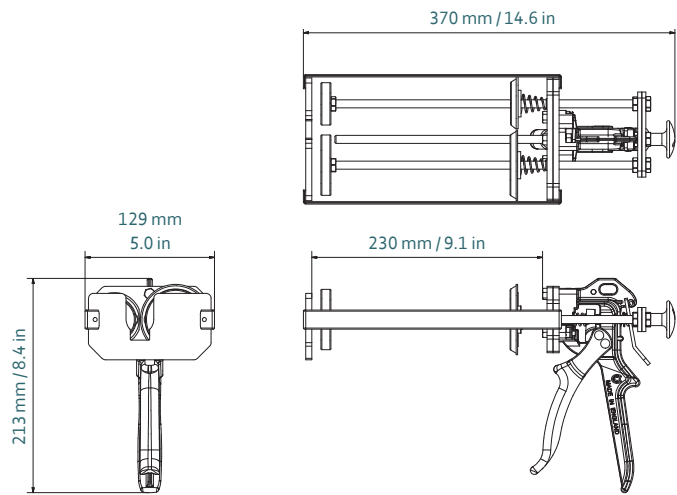


# THE PPM 600X 2-COMPONENT MANUAL DISPENSER HAS A HIGH-POWERED 25:1 MECHANISM WHILE THE WEAR COMPENSATION DEVICE GIVES THE DISPENSER A LONGER LIFE.

## SPECIFICATIONS

- Lightweight: 2.1 kg / 4.8 lbs
- Frame Length: 230 mm / 9.1 in
- Maximum Thrust: 4.5 kN
- Handle Material: Epoxy Coated Aluminum
- Frame Material: Epoxy Coated Steel
- Tool Component Approvals: REACH
- Cartridge Capacity: 750 mL (26 oz), 900 mL (31.6 oz), 1200 mL (42 oz)
- Cartridge Ratio: 1:1, 2:1, 4:1
- Mechanical Advantage Ratio: 25:1
- Viscosity: High
- Standard Color: Black/Blue
- Customized Versions: Yes

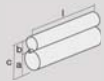
## DIMENSIONS



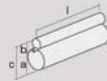
Part number	Article number	Packaging
DM2C 1200-01-r25-001	177835 / M600X/1 (US) 1200 mL (1:1)	1 per Box
DM2C 1200-02-r25-001	177830 / M600X/2 (US) 900 mL (2:1)	1 per Box
DM2C 1200-04-r25-001	177832 / M600X/4 (US) 750 mL (4:1)	1 per Box

## MATCHING MIXPAC™ CARTRIDGES

## COMPATIBLE SIDE-BY-SIDE CARTRIDGES



Plastic Cartridge  
900 mL / 2:1 PP/PA



Plastic Cartridge  
750 mL / 4:1 PP/PA



Plastic Cartridge  
1200 mL / 1:1 PP

2:1	mm	inch
l	215.0	8.46
a	Ø 69.0	Ø 2.72
b	Ø 50.0	Ø 1.97
c	119.0	4.69

4:1	mm	inch
l	217.0	8.54
a	Ø 68.0	Ø 2.68
b	Ø 34.0	Ø 1.34
c	102.0	4.0

1:1	mm	inch
l	217.0	8.54
a	Ø 68.0	Ø 2.68
c	136.0	5.35

## CONVERSION KITS

## MATCHING ACCESSORIES